




**3N71B, L3N71B**

<b>Ref: DA-3</b>	<b>9.5", 8.375" Bolt Circle, No Shroud</b>		
<b>DA3</b>	<b>71-83 Datsun, Mazda, Ford Courier High Stall</b>		
	Type: Non Lock Up	Hub: Flats	
	Diameter: 9.5"	Input Splines: 18	
	Bolt Circle: 8.375"	External Servo Trans	
	Mounting: 4 Pads	Pilot Dia: .785"	

<b>Ref: DA-4</b>	<b>9.5", 8.375" Bolt Circle, w/ Shroud</b>		
<b>DA4</b>	<b>71-83 Datsun, Mazda, Ford Courier</b>		
	Type: Non Lock Up	Hub: Flats	
	Diameter: 9.5"	Input Splines: 18	
	Bolt Circle: 8.375"	External Servo Trans	
Mounting: 4 Pads	Pilot Dia: .785"		

<b>Ref: DA-5</b>	<b>9.5", 8.5" Bolt Circle</b>		
<b>DA5</b>	<b>81-87 Datsun, Mazda, Courier, &amp; Pathfinder Codes: D</b>		
	Type: Non Lock Up	Hub: Flats	
	Diameter: 9.5"	Input Splines: 18	
	Bolt Circle: 8.5"	External Servo Trans	
Mounting: 4 Pads	Pilot Dia: .785"		

<b>Ref: DA-2</b>	<b>10", 8.875" Bolt Circle</b>		
<b>DA2</b>	<b>72-83 Datsun, Mazda, Ford Courier Codes: 16B, 20D, E, EA, G, GA, R</b>		
	Type: Non Lock Up	Hub: Flats	
	Diameter: 10"	Input Splines: 18	
	Bolt Circle: 8.875"	Internal Servo Trans	
Mounting: 4 Pads	Pilot Dia: .785"		

<b>Ref: FM-54</b>	<b>11.75", 10.5" Bolt Circle</b>		
<b>FM54</b>	<b>77-87 Granada, Monarch</b>		
	Type: Non Lock Up	Hub: Flats	
	Diameter: 11.75"	Input Splines: 18	
	Bolt Circle: 10.5"	No Shroud	
Mounting: 4 Studs	Pilot Dia: 1.375"		

**E4N71B, L4N71B, N4A-EL (18 Spline)**

<b>Ref: DA-8</b>	<b>4 Pads, .500" Tall</b>		
<b>DA8</b>	<b>83-93 Nissan, Mazda, Starion, Conquest</b> <b>1st 2 Digits of Codes: GB, GF, GH, GI,</b> <b>GL, GK, GR, GX, GY, OH, OI</b>		
	Type: Lock Up	Hub: Flats	
	Diameter: 10"	Input Splines: 18	
	Bolt Circle: 9"	Low Stall	
	4 Pads, .500" Tall	Pilot Dia: .785"	

<b>Ref: DA-8X</b>	<b>4 Pads, .625" Tall</b>		
<b>DA8A</b>	<b>83-93 Pickup</b> <b>1st 2 Digits of Codes: EL, EM, EO</b>		
	Type: Lock Up	Hub: Flats	
	Diameter: 10"	Input Splines: 18	
	Bolt Circle: 9"	High Stall	
4 Pads, .625" Tall	Pilot Dia: .785"		

<b>Ref: DA-8TT</b>	<b>4 Pads, .647" Tall</b>		
<b>DA34</b>	<b>1985 300 ZX V6 Turbo</b> <b>1st 2 Digits of Codes: NE, NG, NEO</b>		
	Clutch Omitted	Hub: Flats	
	Diameter: 10"	Input Splines: 18	
	Bolt Circle: 9"	High Stall	
Mounting: 4 Pads	Pilot Dia: .785"		


<b>Ref: DA-40</b>	<b>4 Studs</b>		
<b>DA37</b>	<b>91-93 Miata</b> <b>1st 2 Digits of Codes: S2, S3</b>		
	Type: Lock Up	Hub: Flats	
	Diameter: 10"	Input Splines: 18	
	Bolt Circle: 9.25"	High Stall	
Mounting: 4 Studs	Pilot Dia: .825"		

**E4N71B, L4N71B, N4A-EL (20 Spline)**

<b>Ref: DA-8-20</b>	<b>10", 20 Splines</b>			
<b>DA8B</b>	<b>1988-91 MPV, 929</b>			
	<b>Codes: 6T, GT, OT, OU</b>			
	Type: Lock Up	Hub: Flats		
	Diameter: 10"	Input Splines: 20		
	Bolt Circle: 9"	High Stall		
	Mounting: 4 Pads	Pilot Dia: .785"		

<b>Ref: DA-14</b>	<b>11", 20 Splines</b>			
<b>DA14</b>	<b>1984-91 810, 929, 200SX, 300ZX,</b>			
	<b>Codes: G, L, ZB</b>			
	Type: Lock Up	Hub: Flats		
	Diameter: 11"	Input Splines: 20		
	Bolt Circle: 9"	Low Stall		
	Mounting: 4 Pads	Pilot Dia: .785"		

**RL3F01A, RN3F01A**

<b>Ref: DA-9</b>	<b>Non Lock Up, High Stall</b>			
<b>DA9</b>	<b>1981-85 Pulsar, Stanza, B210, 310</b>			
	Type: Non Lock Up	Hub: Bushing		
	Diameter: 10"	Input Splines: 18		
	Bolt Circle: 8.5"	High Stall		
	Mounting: 3 Pads	Pilot Dia: .785"		

<b>Ref: DA-6</b>	<b>Lock Up, High Stall</b>			
<b>DA6HD</b>	<b>1981-85 Pulsar, Stanza, B210, 310</b>			
	Type: Lock Up	Hub: Bushing		
	Diameter: 10"	Input Splines: 18		
	Bolt Circle: 8.5"	High Stall		
	Mounting: 3 Pads	Pilot Dia: .785"		


\*\* DA9 is Non Lock Up and does not have the lock up O-ring above the splines on the input shaft.

\*\* The DA6HD is Lock Up and has the lock up O-ring above the splines on the input shaft and the end of the shaft is machined smooth.

**RE4F02A, RL4F02A**

Ref: DA-13	<b>10", 18 Splines</b>		
<b>DA13HD</b>	<b>84-94 Axxess, Maxima, Stanza, Pulsar</b> <b>Codes: D, EC, EB, EF, F, G, P, Q, T, U</b>		
	Type: Lock Up	Hub: Slotted	
	Diameter: 10"	Input Splines: 18	
	Bolt Circle: 8.375"	1.415" Tall Hub	
	Mounting: 3 Pads	Pilot Dia: .785"	
Ref: DA-11	<b>11", 20 Splines</b>		
<b>DA11HD</b>	<b>84-94 Axxess, Maxima, Stanza, Pulsar</b> <b>Codes: D, DA, DB, E-1</b>		
	Type: Lock Up	Hub: Slotted	
	Diameter: 11"	Input Splines: 20	
	Bolt Circle: 9"	1.375" Tall Hub	
	Mounting: 4 Pads	Pilot Dia: .785"	

**RE4F03A, RL4F03A**

Ref: DA-38	<b>10.25", Medium Stall</b>		
<b>DA48</b> <b>(Do Not Use DA28)</b>	<b>L93-Up Infinity G20, 91-Up Sentra 2.0L</b> <b>Codes: A, B, G, H, N</b>		
	Type: Lock Up	Hub: Slotted	
	Diameter: 10.25"	Input Splines: 18	
	Bolt Circle: 8.375"	Medium Stall	
	Mounting: 4 Pads	Pilot Dia: .785"	
Ref: DA-28	<b>10.25", High Stall</b>		
<b>DA28</b> <b>(Do Not Use DA48)</b>	<b>91-E93 Infinity G20, 91-Up Sentra 1.6L</b> <b>Codes: A, AA, FA, FF, O, P</b>		
	Type: Lock Up	Hub: Slotted	
	Diameter: 10.25"	Input Splines: 18	
	Bolt Circle: 8.375"	High Stall	
	Mounting: 4 Pads	Pilot Dia: .785"	


\*\* The DA28 has an overall height of 4.045". The DA48 has an overall height of 4.240". These units do not interchange.

**RE4F04A, RE4F04V, 4F20E, JF403E, LJ4A-EL**

<b>Ref: DA-39</b>	<b>10.8", Medium Stall</b>		
<b>DA42</b>	<b>1992-Up Maxima, Quest, Villager</b>		
	<b>Codes: GB, GD, GE, GF</b>		
	Type: Lock Up	Hub: Slotted	
	Diameter: 10.8"	Input Splines: 20	
	Bolt Circle: 9.125"	Medium Stall	
	Mounting: 4 Pads	Pilot Dia: .785"	

<b>Ref: DA-37</b>	<b>10.125", Medium Stall</b>		
<b>DA46</b>	<b>1992-Up Infinity I30, Altima 2.4L</b>		
	<b>Codes: HC, HE, HI</b>		
	Type: Lock Up	Hub: Slotted	
	Diameter: 10.125"	Input Splines: 20	
	Bolt Circle: 8.375"	Medium Stall	
	Mounting: 4 Pads	Pilot Dia: .785"	

<b>Ref: DA-20</b>	<b>10.125", JF403E</b>		
<b>DA20</b>	<b>1990-93 Impulse, Gemini, Storm, Prism</b>		
	<b>Codes: A1, A3, KF1</b>		
	Type: Lock Up	Hub: Flats	
	Diameter: 10.125"	Input Splines: 18	
	Bolt Circle: 8.5"	High Stall	
	Mounting: 6 Pads	Pilot Dia: .785"	

<b>Ref: DA-51</b>	<b>10.75", LJ4A-EL</b>		
<b>DA53</b>	<b>1994-Up Millenia 2.3L</b>		
	<b>Codes: K2</b>		
	Type: Lock Up	Hub: Flats	
	Diameter: 10.75"	Input Splines: 20	
	Bolt Circle: 9"	Medium Stall	
	Mounting: 4 Pads	Pilot Dia: .785"	

**RE4R01A, RL4R01A, R4A-EL (3 Pads)**

<b>Ref: DA-42</b>	<b>10.125" (Smooth or Dimpled)</b>		
<b>DA40</b>	<b>1987-Up Mazda Patrol, 300ZX Turbo</b>		
	<b>Codes: B, B4, B7, B9, B14</b>		
	Type: Lock Up	Hub: Slotted	
	Diameter: 10.125"	Input Splines: 18	
	Bolt Circle: 8.875"	Pilot: .725" Tall	
	Mounting: 3 Pads	Pilot Dia: .785"	

Nissan RE4F04A, RE4R01A

**RE4R01A, RL4R01A, R4A-EL (4 Pads / 4 Tapped Holes)**

<b>Ref: DA-48</b>	<b>10.75", 9.125" Bolt Circle</b>			
<b>DA31</b>	<b>1996-Up MPV 3.0L, Pathfinder 3.3L</b>			
	<b>Codes: A49, A52, A53, A59</b>			
	Type: Lock Up	Hub: Slotted		
	Diameter: 10.75"	Input Splines: 20		
Bolt Circle: 9.125"	Pilot: .730" Tall			
	Mounting: 4 Pads	Pilot Dia: .785"		

<b>Ref: DA-33</b>	<b>11", 9" Bolt Circle</b>			
<b>DA16A</b>	<b>1990-93 Mazda 4wd Pickup</b>			
	<b>Codes: LI</b>			
	Type: Lock Up	Hub: Slotted		
	Diameter: 11"	Input Splines: 20		
Bolt Circle: 9"	Pilot: 1.05" Tall			
	Mounting: 4 Pads	Pilot Dia: .785"		

<b>Ref: DA-18</b>	<b>11", 9" Bolt Circle</b>			
<b>DA16HD</b>	<b>87-Up Pickup, Pathfinder 4wd, MPV, 240SX, J30, M30</b>			
	<b>Codes: A3, A4, A5, A7, A8, A10, A18</b>			
	<b>A19, A22, A23 A25, A34, A39, A44</b>			
	Type: Lock Up	Hub: Slotted		
Diameter: 11"	Input Splines: 20			
Bolt Circle: 9"	Pilot: .730" Tall			
	Mounting: 4 Pads	Pilot Dia: .785"		


<b>Ref: DA-32</b>	<b>11", 10.125" Bolt Circle</b>			
<b>DA36</b>	<b>1992-95 Mazda 929</b>			
	<b>Codes: A12, A13, A20, A33, A47</b>			
	Type: Lock Up	Hub: Slotted		
	Diameter: 11"	Input Splines: 20		
Bolt Circle: 10.125"	Pilot: .625" Tall			
	Mtg: 4 Tapped Holes	Pilot Dia: .785"		

<b>Ref: DA-56</b>	<b>11.6", 9.75" Bolt Circle</b>			
<b>DA56</b>	<b>1999-Up Pathfinders 3.5L V6</b>			
	<b>Codes: T.1</b>			
	Type: Lock Up	Hub: Flats		
	Diameter: 11.6"	Input Splines: 20		
Bolt Circle: 9.75"	Pilot: .700" Tall			
	Mounting: 4 Pads	Pilot Dia: .785"		


<b>Ref: DA-36A</b>	<b>11", 10.125" Bolt Circle</b>			
<b>DA36A</b>	<b>Codes: A20 (See also DA36)</b>			
	Type: Lock Up	Hub: Slotted		
	Diameter: 11"	Input Splines: 20		
	Bolt Circle: 10.125"	Pilot: .930" Tall		
	Mtg: 4 Tapped Holes	Pilot Dia: .785"		

**RE4R03A, RG4R01A, JR403E**

Nissan RE4R03A

Ref: DA-27	<b>11", 4 Pads</b>		
<b>DA27</b>	<b>1988-Up Iveco No Inertia Ring</b>		
	Type: Lock Up	Hub: Flats	
	Diameter: 11"	Input Splines: 24	
	Bolt Circle: 9.75"	No Mounting Ring	
Mounting: 4 Pads	Pilot Dia: .785"		

Ref: DA-21	<b>11", 4 Pads</b>		
<b>DA21</b>	<b>1988-Up Isuzu Truck, Nissan UD 13" Inertia Ring</b>		
	Type: Lock Up	Hub: Flats	
	Diameter: 11"	Input Splines: 24	
	Bolt Circle: 9.75"	13" Mounting Ring	
Mounting: 4 Pads	Pilot Dia: .785"		

Ref: DA-25	<b>11", 6 Holes</b>		
<b>DA25</b>	<b>1988-Up Diesel Truck 4 Cyl., 3.9L 14.5" Mounting Plate</b>		
	Type: Lock Up	Hub: Flats	
	Diameter: 11"	Input Splines: 24	
	Bolt Circle: 13.3"	13" Mounting Ring	
Mtg: 6 Tapped Holes	Pilot Dia: .785"		

Ref: DA-30	<b>11.75", 4 Pads</b>		
<b>DA39</b>	<b>1988-Up Iveco, Pathfinder, Q45 4.5L Codes: H1, H2, H5, H6</b>		
	Type: Lock Up	Hub: Flats	
	Diameter: 11.75"	Input Splines: 24	
	Bolt Circle: 9.75"	10mm x 1.25"	
Mounting: 4 Pads	Pilot Dia: .785"		

Ref: DA-31	<b>11.75", 4 Pads</b>		
<b>DA41</b>	<b>90-Up J30, 300 ZX w/ Twin Turbo Codes: E1, E3</b>		
	Type: Lock Up	Hub: Flats	
	Diameter: 11.6"	Input Splines: 24	
	Bolt Circle: 9.75"	10mm x 1.25"	
Mounting: 4 Pads	Pilot Dia: .785"		

Ref: DA-36	<b>12", 4 Pads</b>		
<b>DA24</b>	<b>93-Up Fuso Turbo Diesel Codes: 4 Black Dots</b>		
	Type: Lock Up	Hub: Flats	
	Diameter: 12"	Input Splines: 24	
	Bolt Circle: 9.625"	10mm x 1.25"	
Mounting: 4 Pads	Pilot Dia: .785"		